Will Oliver

Why we farm the way we do?

About me!!!!

Poultry Enterprise

Utilising manures

Rotation!

The foundations!!



Why maize?

Establishment

2021

Field	Variety	Area	CoP	Performance	Yield	Cost
Railway Back Walkers Farm	P7326	5.85 ha	£37.44 /t		9.61 t/ha	£359.63 /ha
Coventry Hill Upton	Fieldstar	27.82 ha	£38.93 /t		8.78 t/ha	£341.70 /ha
Walkers Home Walkers Farm	P7326	8.37 ha	£38.99 /t		9.22 t/ha	£359.63 /ha
Railway Middle Walkers Farm	P7326	3.68 ha	£40.22 /t		8.94 t/ha	£359.63 /ha
Railway Bridge Walkers Farm	P7326	5.92 ha	£40.69 /t		8.84 t/ha	£359.63 /ha

2022

Field	Variety	Area	CoP	Performance	Yield	Cost
Flatts Swepstone	P7034	13.90 ha	£46.43 /t		7.06 t/ha	£322.48 /ha
Alpacas Bog Walkers Farm	P7034	10.80 ha	£51.21 /t		6.81 t/ha	£342.28 /ha
Stump Swepstone	P7034	7.60 ha	£51.34 /t		6.44 t/ha	£322.48 /ha
Chapel Field Stapleton	P7326	20.16 ha	£53.39 /t		8.42 t/ha	£449.76 /ha
Drive Field Stapleton.A	P7326	3.60 ha	£57.45 /t		7.83 t/ha	£449.76 /ha
Green Lane	P7326	6.11 ha	£64.66 /t		6.96 t/ha	£449.76 /ha

The Figures!!!

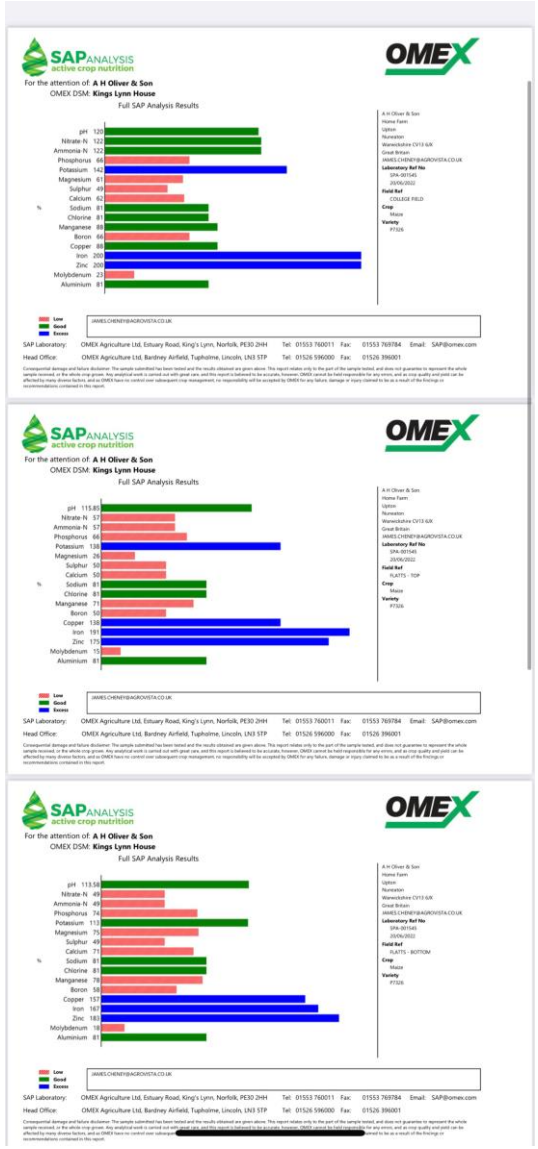

SAP ANALYSIS active crop nutrition

OMEX

For the attention of: **A H Oliver & Son**

OMEX DSM: **Kings Lynn House**

Full SAP Analysis Results

pH	120
Nitrate-N	122
Ammonia-N	122
Phosphorus	66
Potassium	142
Magnesium	61
Sulphur	49
Calcium	62
% Sodium	81
Chlorine	81
Manganese	89
Boron	66
Copper	88
Iron	200
Zinc	200
Molybdenum	23
Aluminium	81

A H Oliver & Son
Home Farm
Upton
Nuneaton
Warwickshire CV13 6JX
Great Britain
JAMES.CHENEY@AGROVISTA.CO.UK
Laboratory Ref No
SPA-007640
20/06/2022
Field Ref
COLLEGE FIELD
Crop
Maize
Variety
P7326

Low
Good
Excess

JAMES.CHENEY@AGROVISTA.CO.UK

SAP Laboratory: OMEX Agriculture Ltd, Estuary Road, King's Lynn, Norfolk, PE30 2HH Tel: 01553 760011 Fax: 01553 769784 Email: SAP@omex.com

Head Office: OMEX Agriculture Ltd, Bardney Airfield, Tupholme, Lincoln, LN3 5TP Tel: 01526 596000 Fax: 01526 396001

Consequential damage and failure disclaimer: The sample submitted has been tested and the results obtained are given above. This report relates only to the part of the sample tested, and does not guarantee to represent the whole sample received, or the whole crop grown. Any analytical work is carried out with great care, and this report is believed to be accurate; however, OMEX cannot be held responsible for any errors, and as crop quality and yield can be affected by many diverse factors, and as OMEX have no control over subsequent crop management, no responsibility will be accepted by OMEX for any failure, damage or injury claimed to be as a result of the findings or recommendations contained in this report.

SAP ANALYSIS active crop nutrition

OMEX

For the attention of: **A H Oliver & Son**

OMEX DSM: **Kings Lynn House**

Full SAP Analysis Results

pH	115.80
Nitrate-N	57
Ammonia-N	57
Phosphorus	86
Potassium	138
Magnesium	26
Sulphur	50
Calcium	50
% Sodium	81
Chlorine	81
Manganese	71
Boron	50
Copper	138
Iron	193
Zinc	135
Molybdenum	15
Aluminium	81

A H Oliver & Son
Home Farm
Upton
Nuneaton
Warwickshire CV13 6JX
Great Britain
JAMES.CHENEY@AGROVISTA.CO.UK
Laboratory Ref No
SPA-007640
20/06/2022
Field Ref
FLATTS - TOP
Crop
Maize
Variety
P7326

Low
Good
Excess

JAMES.CHENEY@AGROVISTA.CO.UK

SAP Laboratory: OMEX Agriculture Ltd, Estuary Road, King's Lynn, Norfolk, PE30 2HH Tel: 01553 760011 Fax: 01553 769784 Email: SAP@omex.com

Head Office: OMEX Agriculture Ltd, Bardney Airfield, Tupholme, Lincoln, LN3 5TP Tel: 01526 596000 Fax: 01526 396001

Consequential damage and failure disclaimer: The sample submitted has been tested and the results obtained are given above. This report relates only to the part of the sample tested, and does not guarantee to represent the whole sample received, or the whole crop grown. Any analytical work is carried out with great care, and this report is believed to be accurate; however, OMEX cannot be held responsible for any errors, and as crop quality and yield can be affected by many diverse factors, and as OMEX have no control over subsequent crop management, no responsibility will be accepted by OMEX for any failure, damage or injury claimed to be as a result of the findings or recommendations contained in this report.

SAP ANALYSIS active crop nutrition

OMEX

For the attention of: **A H Oliver & Son**

OMEX DSM: **Kings Lynn House**

Full SAP Analysis Results

pH	113.56
Nitrate-N	49
Ammonia-N	49
Phosphorus	74
Potassium	113
Magnesium	75
Sulphur	49
Calcium	71
% Sodium	81
Chlorine	81
Manganese	78
Boron	58
Copper	161
Iron	161
Zinc	185
Molybdenum	16
Aluminium	81

A H Oliver & Son
Home Farm
Upton
Nuneaton
Warwickshire CV13 6JX
Great Britain
JAMES.CHENEY@AGROVISTA.CO.UK
Laboratory Ref No
SPA-007640
20/06/2022
Field Ref
FLATTS - BOTTOM
Crop
Maize
Variety
P7326

Low
Good
Excess

JAMES.CHENEY@AGROVISTA.CO.UK

SAP Laboratory: OMEX Agriculture Ltd, Estuary Road, King's Lynn, Norfolk, PE30 2HH Tel: 01553 760011 Fax: 01553 769784 Email: SAP@omex.com

Head Office: OMEX Agriculture Ltd, Bardney Airfield, Tupholme, Lincoln, LN3 5TP Tel: 01526 596000 Fax: 01526 396001

Consequential damage and failure disclaimer: The sample submitted has been tested and the results obtained are given above. This report relates only to the part of the sample tested, and does not guarantee to represent the whole sample received, or the whole crop grown. Any analytical work is carried out with great care, and this report is believed to be accurate; however, OMEX cannot be held responsible for any errors, and as crop quality and yield can be affected by many diverse factors, and as OMEX have no control over subsequent [redacted] to be as a result of the findings or recommendations contained in this report.

Nutrients!!!

What rye/vetch brings to the party!!!

	Square Metre Weight	Fresh Weight T/Ha	DM T/Ha	DM (%)	C:N Ratio	N%	N Kg/Ha	P%	P Kg/Ha	K%	K Kg/Ha
Field											
Sample 1	796g	7.96	14.8	14.8	9.68	4.18	49	0.55	6	2.8	37
Sample 2	780g	7.8	14.7	14.7	10.55	3.95	45	0.57	7	3.62	42

Cut Down Values

Mix / Values	Kg Nutrient / ha				£ Nutrient / ha				
Mix Name	N	P	K	SO3	N	P	K	SO3	TOTAL
Rye&Vetch Sample 1	49	6	37		100.84	8.22	38.85	0.00	147.91
Rye&Vetch Sample 2	45	7	42		92.61	9.59	44.10	0.00	146.30

Fertiliser Values

	Kg Nutrient / t					
Grade / Analysis	N	P	K	SO3	£/T	£/kg
Nitram	345				710	2.06
TSP		460			630	1.37
MOP			600		630	1.05
Polysulphate			140	480	350	0.42

- Average of £147.10/ha NPK retained (not inc. Below ground fixing of N by the vetch).
- Grazing payment of 75p/head/week
- Improved soil structure and soil health enhancement.

How much is available to following crop?

- Not straightforward!
- Depends on soil type, OM levels, rainfall
- However, it is better keeping in the field/flock on farm rather than losing it down the drain.
- Especially given current nutrient prices.

Alternative sources of nutrition!

- MZ28
- QLF Agronomy: L-CBF Boost
- Phosta (Soil Nutrient Flux Agent)
- Poultry Manure
- Sewage Sludge
- Digestate
- Cover Crops
- Sheep

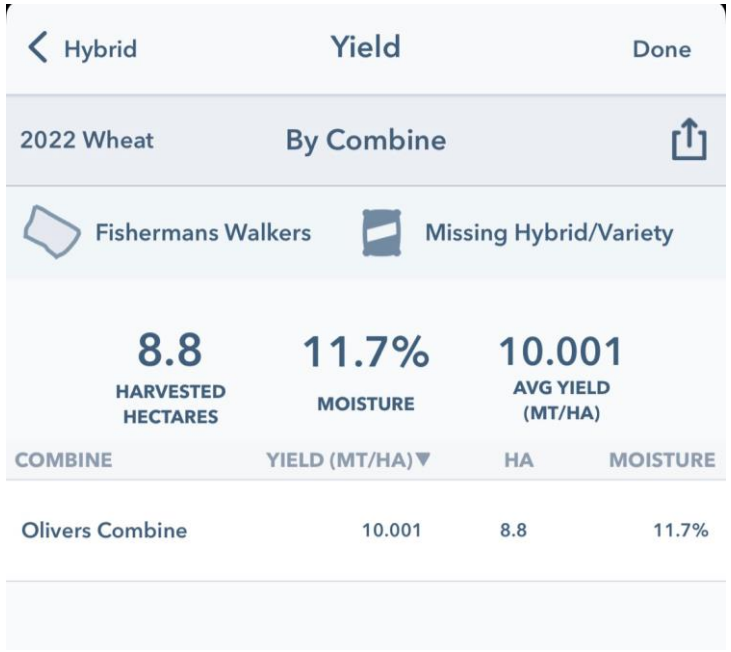

The positives

The negatives!!



Challenges and Trials!!

Getting off farm!!!

The future?

Any Questions???